

E SERIES FOLDING TABLES

Built and Ready to Go, Wherever, Whenever



Stability

Durability

High-Quality

Easy to Operate


Innovative Construction

Spring-Bolt Locking Braces

3/4" plywood stained surface with galvanized steel provides maximum edge protection to our top of the line plywood top tables. Optional padded tops can be added, which feature 1/16" thick, cushioned back, white vinyl laminated to a 3/4" plywood core. Because steel edging is so tough, it easily stands up to rolling and dragging over concrete floors like no other edging material. Bolted, hardwood runners carry the heaviest loads and allow for safe stacking during storage. Our 14 gauge, 1.05" diameter all-welded legs are built to handle the worst punishment that your staff may dish out. The time tested, hardened steel braces securely lock the legs in place no matter how often the tables are set up and folded for storage.

Features and Benefits

- 3/4" thick, AC grade, exterior glue plywood stained surface
- 18 gauge, galvanized steel edge
- 14 gauge, 1.05" diameter steel legs
- Spring-bolt locking leg braces
- Through-bolted, hardwood runners
- Optional padded top



Models















TABLE STYLE		SIZE W x L x H	MODEL NO	WT LBS
	Banquet 	30" x 48" x 30"	430E	45
		30" x 60" x 30"	530E	49
		30" x 72" x 30"	630E	58
		30" x 96" x 30"	830E	71
		36" x 72" x 30"	636E	62
		36" x 96" x 30"	836E	79
			Round 	30" diameter x 30"
36" diameter x 30"	R36E**			33
42" diameter x 30"	R42E*			46
48" diameter x 30"	R48E			51
54" diameter x 30"	R54E			55
60" diameter x 30"	R60E			67
66" diameter x 30"	R66E			78
72" diameter x 30"	R72E			88
	Half Round 	1/2 of 60" diameter x 30"	HR60E	50
		1/2 of 72" diameter x 30"	HR72E	59
	Quarter Round 	1/4 of 60" diameter x 30"	QR60E	30
	Serpentine (1/4 open round) 	30" x 60" Rad.	S305	45
	Standard Seminar 	18" x 60" x 30"	518E	38
		18" x 72" x 30"	618E	41
		18" x 96" x 30"	818E	54
		24" x 60" x 30"	524E	44
		24" x 72" x 30"	624E	49
		24" x 96" x 30"	824E	59
	Comfort Leg Seminar Furnished with steel frame 	18" x 60" x 30"	CP518E+	39
		18" x 72" x 30"	CP618E	42
		18" x 96" x 30"	CP818E	52
		24" x 60" x 30"	CP524E+	45
		24" x 72" x 30"	CP624E	50
		24" x 96" x 30"	CP824E	61



Table top edges are protected with 18 gauge formed steel angles, anchored securely with screws.



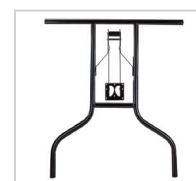
Hardwood runners built larger and longer to help provide more support. Runners are also anchored to the table top with recessed bolts which will stand up to the heaviest loads.



Extra thick, 14 gauge steel leg construction stands up to heavy use without bending. Non-removable, high impact plastic leg glides protect floors.



Galvanized steel edges allow round tables to be rolled on concrete floors without creating sharp burrs that may damage table linens.



Wishbone style legs feature one-piece floor to table top support and double cross bracing for maximum strength.



Leg braces incorporate spring loaded, case hardened steel detents for a long life and fast set-up & tear-down.

* Not furnished with wood runners
 + Legs overlap when folded, tables must be stored on edge
 ** Furnished with four independent folding legs

midwest FOLDING PRODUCTS

A Division of Nudo® Products, Inc.

1500 Taylor Avenue, Springfield, IL 62703
 Phone: 312.666.3366 • 800.621.4716
 Fax: 312.666.2606

Email Orders to: Orders@midwestfolding.com
 Email Questions/Inquiries to: info@midwestfolding.com
www.midwestfolding.com